

# Azaan International School

Grade: V

## Worksheet

Subject: Social Science

Name: \_\_\_\_\_ Date: \_\_\_\_\_ Roll No: \_\_\_\_\_ Sec: \_\_\_\_\_

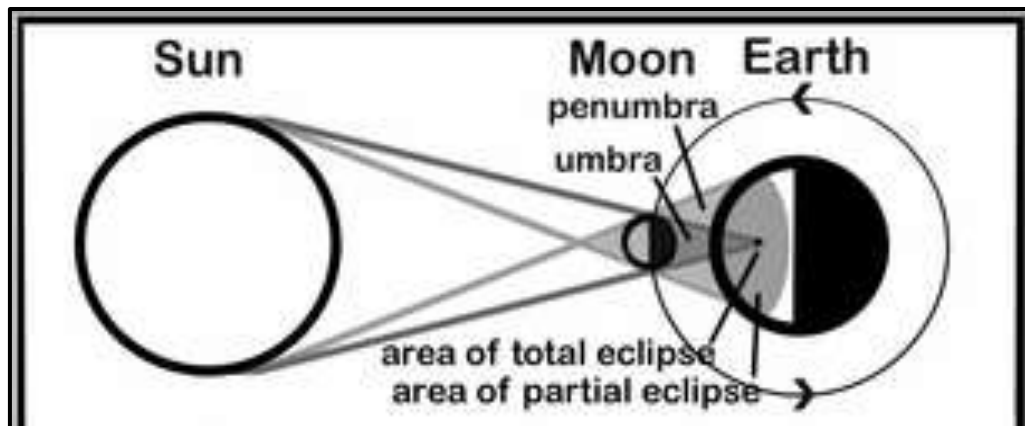
### Chapter 2: Movements of the Earth

#### I. Fill in the blanks

1. A \_\_\_\_\_ is the model of the earth.
2. The region that is tilted away from the sun experience \_\_\_\_\_ season.
3. \_\_\_\_\_ rotates from east to west.
4. During \_\_\_\_\_, the leaves turn red and brown before falling off the trees.
5. The axis of Jupiter is tilted at only \_\_\_\_\_ and so there is no change in season.

#### II. Picture Reading

##### A. Look at the picture and answer the following:



1. Name the type of movement.

---

2. In which direction does this movement takes place?

---

3. How much time does the earth takes to complete this movement?

---

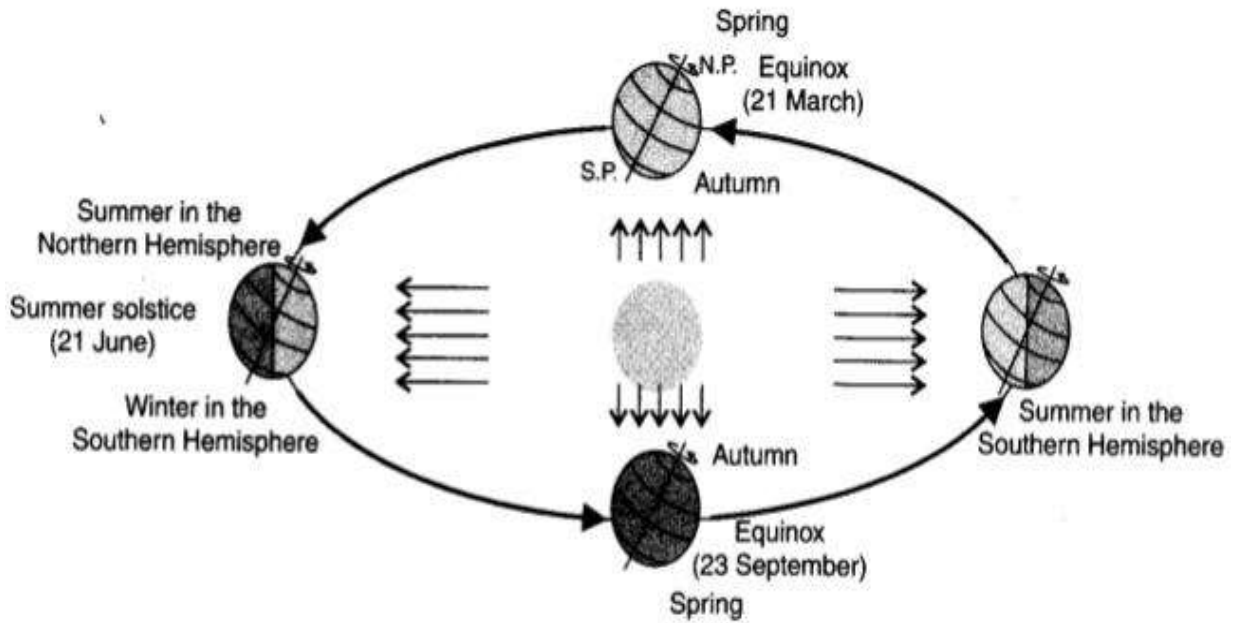
4. Define the movement.

---

5. What happen due to this movement?

---

B. Look at the picture and answer the following:



1. Name the type of movement.

---

2. When does the Summer solstice takes place?

---

3. How much time does the earth takes to complete this movement?

---

4. When does the winter solstice takes place?

---

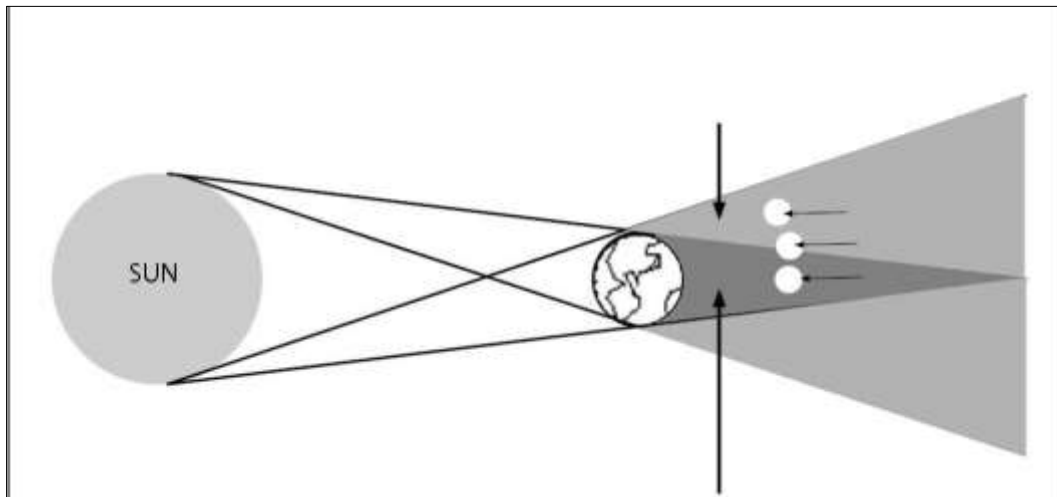
5. Define the movement.

---

6. On which dates the days and nights are of equal length?

---

**C. Look at the picture and answer the following:**



1. Name the type of eclipse

---

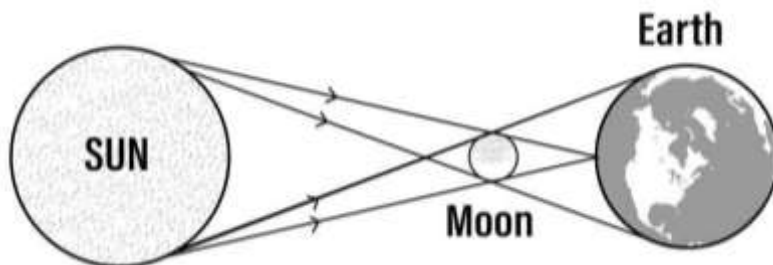
2. What happens during this eclipse?

---

3. What safety measure would you take during this eclipse?

---

**D. Look at the picture and answer the following:**



1. Name the type of eclipse

---

2. What happens during this eclipse?

---

3. Is it dangerous to look at this eclipse? Why?

---